

# SPECIFICATION FOR APPROVAL

CUST OMER: ZHONGSHAN B&T TECHNOLOGY Co., LtdCUS PART NO: BW16PART NAME: 2.4G & 5G WLAN AntennaEdition: 1.0

Editor	Lin Jian	2018/03/13
Verifier	Guan Ning	2018/03/13
Approver	Xu Fuqiang	2018/03/13

**SHENZHEN B&T TECHNOLOGY Co., Ltd****ZHONGSHAN B&T TECHNOLOGY Co., Ltd**

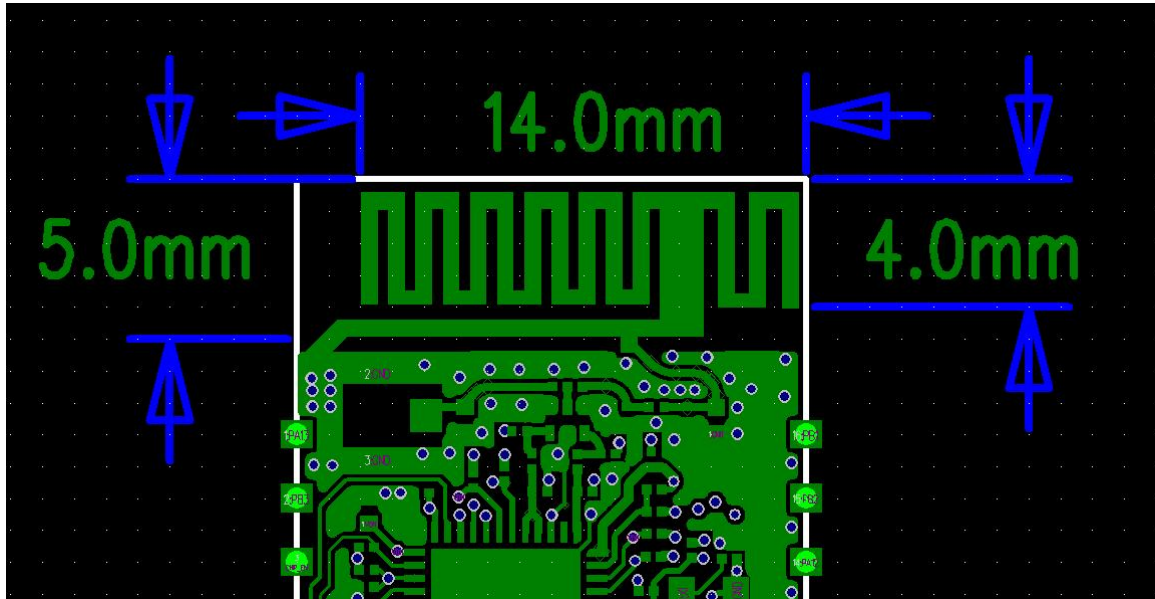
Address: 3-4/F, Building A, Dongfang Industrial Park, Nanlang Town,  
Zhongshan City, Guangdong Province, China

## Directory

1、 Antenna Dimension .....	3
2、 Performance parameter .....	3
3、 VSWR .....	4
4、 Passive test data.....	4
5、 Radiation pattern .....	5

# Product specification

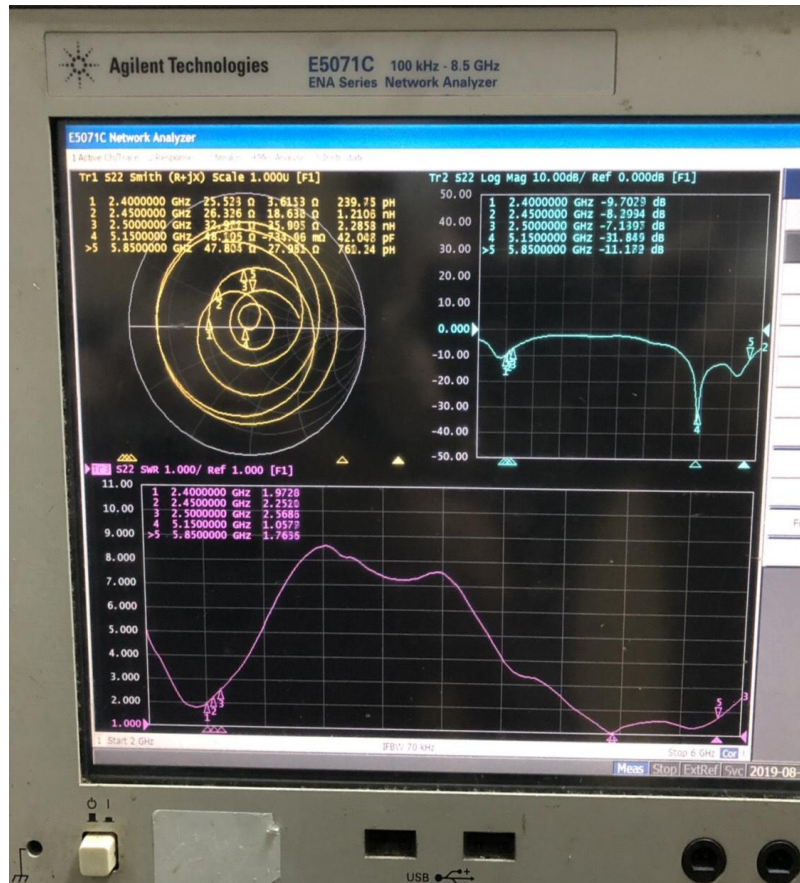
## 1、 Antenna Dimension



## 2、 Performance parameter

Name	2.4G & 5G WLAN Antenna
Model Type	PCB Print Antenna
ELECTRICAL SPECTFICATIONS	
Frenquency Range	2400-2500MHz/5000-6000MHz
Band Width	100MHz/1000MHz
Impedance	50 Ω
VSWR	< 3.0
Max Gain	2.4GHz: 0.43dBi 5GHz: 2.94dBi
Polarization	Vertical
Radiation	Omnidirectional

3、VSWR



4、Passive test data:

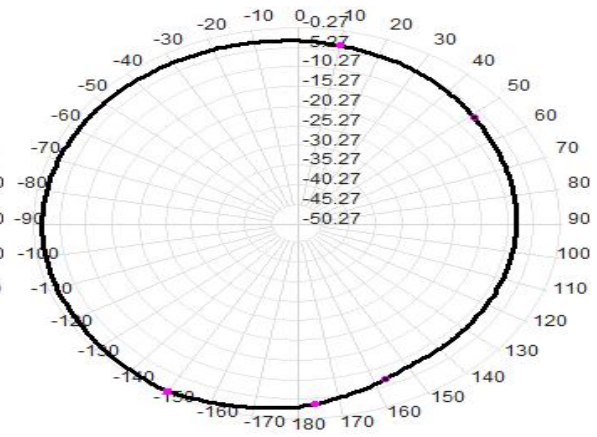
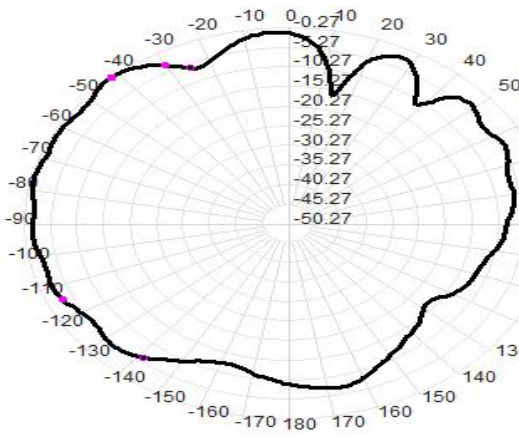
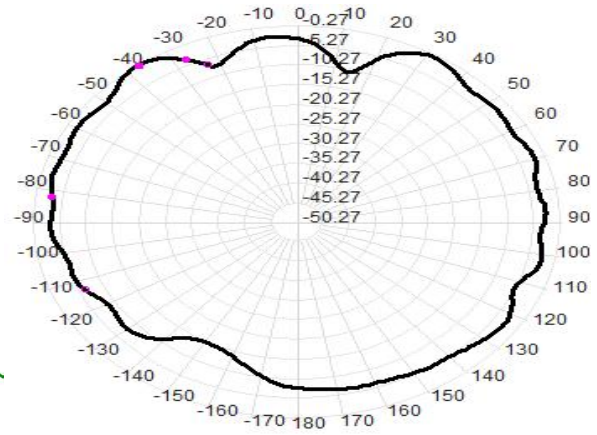
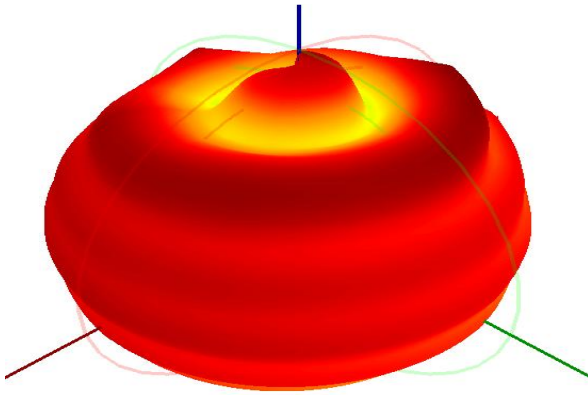
Freq/MHz	2400	2410	2420	2430	2440	2450	2460	2470	2480	2490	2500
Gain/dBi	-0.06	-0.16	0.35	0.43	0.35	-0.07	0.12	-0.24	-0.19	-0.72	-0.66
Effi/%	33.15	31.34	32.98	31.90	31.35	27.31	27.98	27.13	29.92	26.05	25.29

Freq/MHz	5000	5100	5200	5300	5400	5500	5600	5700	5800	5900	6000
Gain/dBi	-1.99	0.31	-0.43	0.26	1.54	2.94	2.22	1.57	1.98	1.04	2.80
Effi/%	22.28	28.75	28.59	28.59	37.79	47.92	46.50	37.16	44.72	37.24	44.52

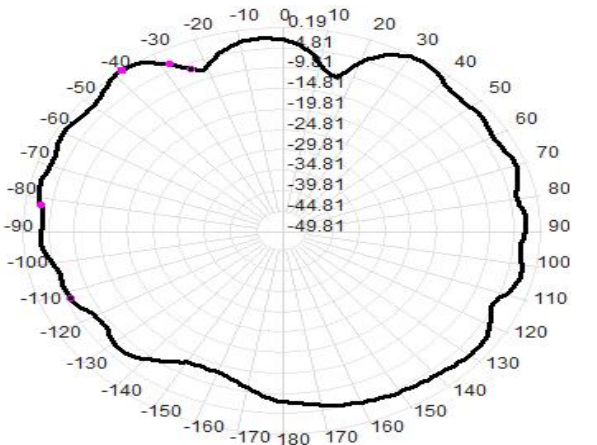
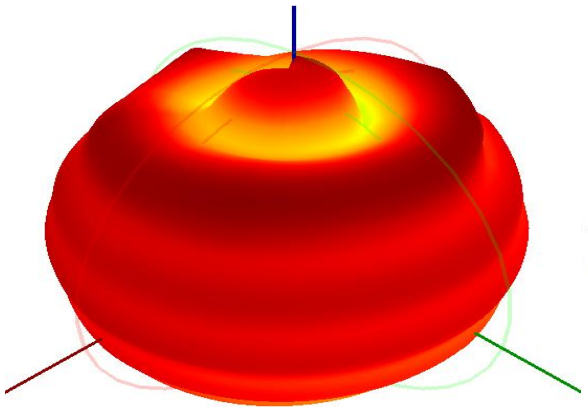
5、Radiation pattern

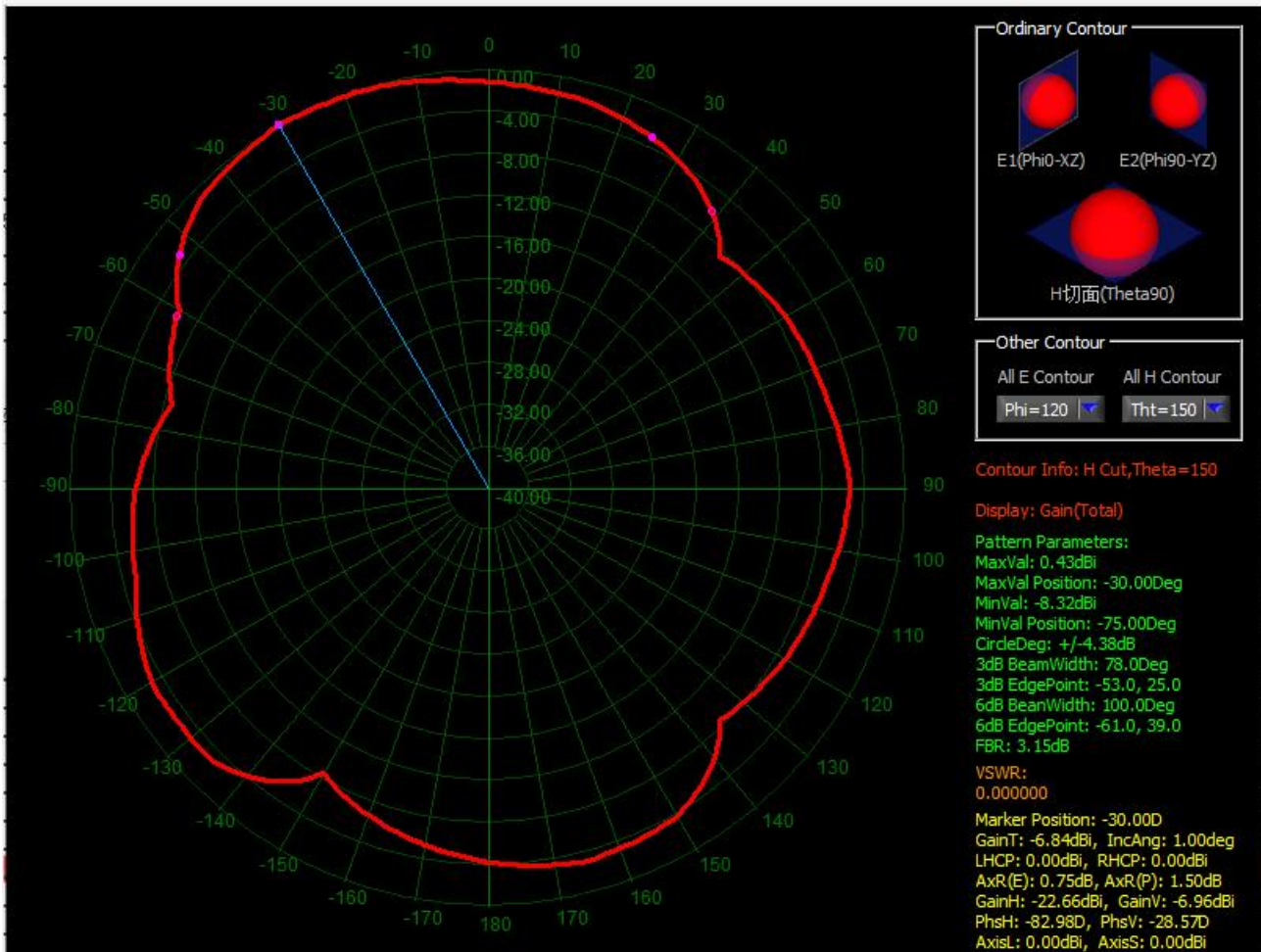
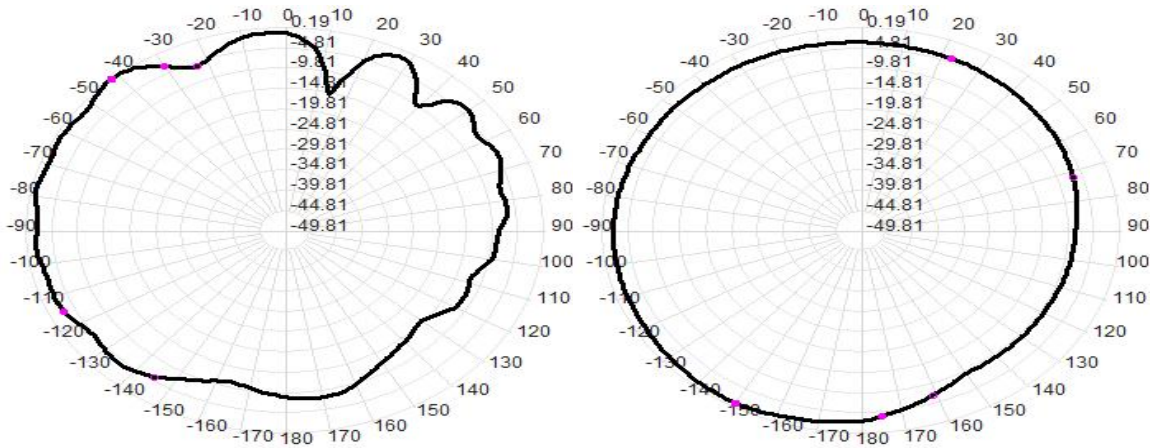
2.4GHz

2400MHz



2430MHz





5GHz

